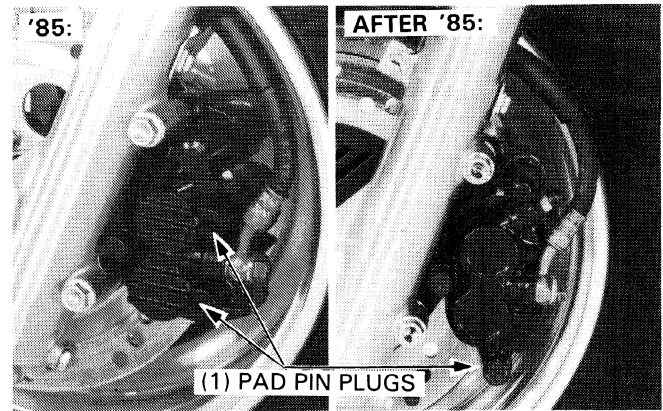


HYDRAULIC BRAKES

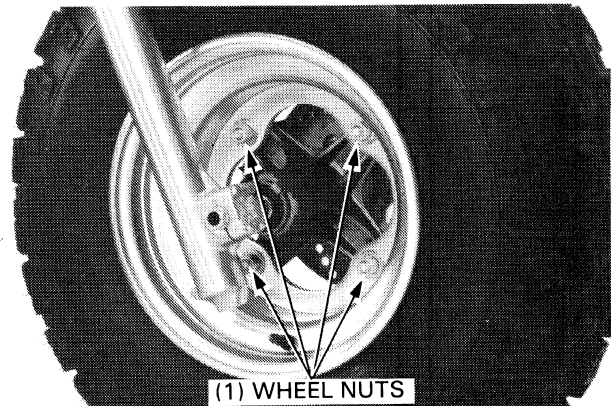
Install the pad pin bolt plugs and tighten them securely.



'85 only:

Install the front wheel nuts.


TORQUE: 60–70 N·m (6.0–7.0 kg-m, 43–51 ft-lb)



REAR BRAKE

Remove the seat/rear fender.

Bend down the lock washer tabs and loosen the pad pin bolts.



Remove the caliper mounting bolts and raise the caliper up.

