

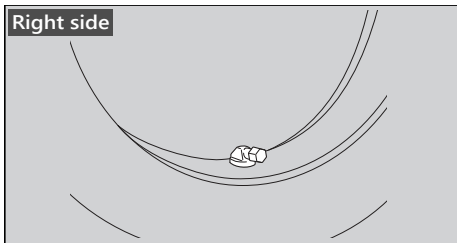
Tires (Inspecting/Replacing)

Checking the Air Pressure

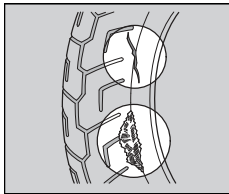
Visually inspect your tires and use an air pressure gauge to measure the air pressure at least once a month or any time you think the tires look low. Always check air pressure when your tires are cold.

CB1100NA

Even if the direction of the valve stem is changed, do not return it to the original position. Have your motorcycle inspected by your dealer.



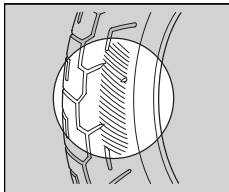
Inspecting for Damage



Inspect the tires for cuts, slits, or cracks that exposes fabric or cords, or nails or other foreign objects embedded in the side of the tire or the tread.

Also inspect for any unusual bumps or bulges in the side walls of the tires.

Inspecting for Abnormal Wear



Inspect the tires for signs of abnormal wear on the contact surface.