

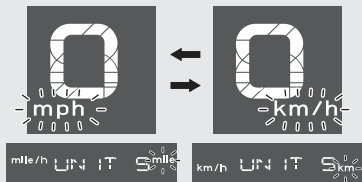


Instruments *(Continued)*

5 Changing the speed and mileage unit:

- 1 Press the **SEL**  (up) button or the **SEL**  (down) button to select either "km/h" & "km" or "mph" & "mile".
 - ▶ The message of "UNIT SPEED" scrolls in INFO 1 display.



When selecting the "mph" & "mile".

- Fuel mileage meter unit shows "mile/gal".
- Fuel consumption unit shows "gal".

When selecting the "km/h" & "km".

- Fuel mileage meter unit shows "km/L" or "L/100km".
 - Fuel consumption unit shows "L".
- 2 Press the **MODE** button. The speed and mileage unit is set, and then the display moves to the changing of the coolant temperature gauge unit.