

Indicators



Low oil pressure indicator

Comes on when the ignition switch is turned on.

Goes off when the engine starts.

If it comes on while engine is running: ➔ P. 90



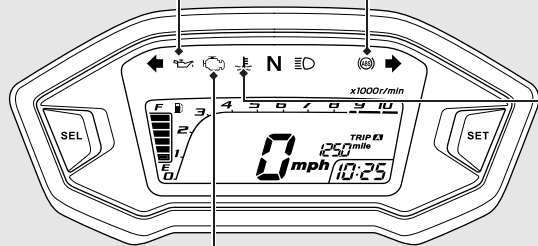
ABS (Anti-lock Brake System) indicator

CB500FA only

Comes on when the ignition switch is turned on.

Goes off when your speed reaches approximately 6 mph (10 km/h).

If it comes on while riding: ➔ P. 91



High coolant temperature indicator



Comes on briefly when the ignition switch is turned on.

If it comes on while riding:

➔ P. 89



PGM-FI (Programmed Fuel Injection) malfunction indicator lamp (MIL)

Comes on briefly when the ignition switch is turned on with the engine stop switch in the  (Run) position. Comes on when the ignition switch is turned on with the engine stop switch in the  (Off) position.

If it comes on while engine is running: ➔ P. 90