


# Switches





 **Horn button**


 **Turn signal switch**


u Pressing the switch turns the turn signal off.

**Headlight dimmer switch**

-  : High beam
-  : Low beam

**Engine stop switch**

Should normally remain in the  (Run) position.

- u In an emergency, switch to the  (Stop) position (the starter motor will not operate) to stop the engine.

 **Start button**

 **Hazard switch**

Switchable when the ignition switch is in the ON position. Can be turned off regardless of the ignition switch position.

- u The signals continue flashing when the ignition switch is in the OFF or LOCK position after the hazard switch is on.