

If your motorcycle is stopped with the ignition switch ON and the engine stop switch OFF, the headlight, running light, taillight and license light will remain on, resulting in battery discharge.

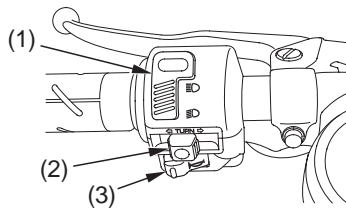
Headlight Dimmer Switch



The headlight dimmer switch (1) is used to change between the high and low beams of the headlight. To operate, turn the switch to HI for high beam, LO for low beam.

Turn Signal Switch



The turn signal switch (2) is used to signal a turn or a lane change. To operate, move the switch all the way in the proper direction and release it. The appropriate turn signal lights will start blinking. To cancel the light, push the switch in.



- (1) headlight dimmer switch  HI
(2) turn signal switch  LO
(3) horn button