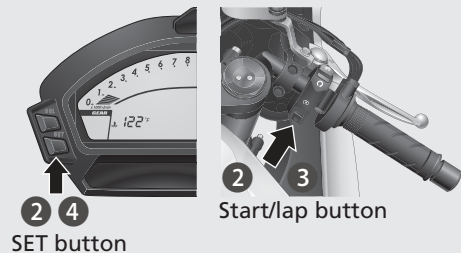


Instruments *(Continued)*

Measurement of lap time

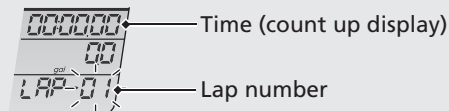


- 1 Switch the display to the lap time mode.

→ P.32

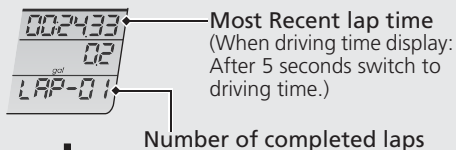
- 2 Press SET button or start/lap button then start measuring.

While measuring 1 lap



- 3 Press start/lap button at each lap.

In completion of 1 lap



In completion of 21 laps



- 4 Press SET button to end the measurement.
 - ▶ During the measurement, switching to other modes is not available.