

Lap Timer

You can display and record lap time, fuel consumption, travel distance, driving time, and average fuel mileage.

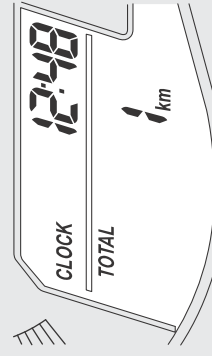
Press and hold **SEL** button when the vehicle is stopped. The display switches between the lap time mode and lap time recall mode.



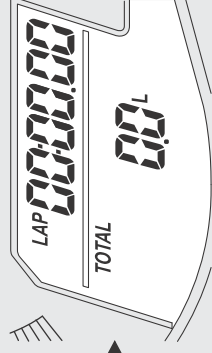
Press **SEL** button and **SET** button at the same time when the vehicle is stopped. The ordinary display switches to the lap time mode. 

To return to the ordinary display, press **SEL** button and **SET** button at the same time when the vehicle is stopped.

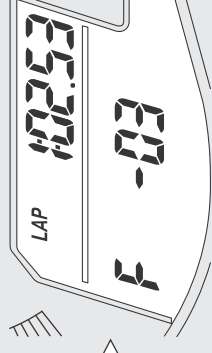
Ordinary display mode



Lap time mode



Lap time recall mode



SEL button press and hold 
SEL button and **SET** button press 