







## REV Indicators


- Comes on briefly when the ignition switch is turned to the ON position.

### Initial setting (All riding mode)

blinking RPM: 12,000 r/min (rpm)

interval RPM: 250 r/min (rpm)

REV indicators	r/min (rpm)
	10,750 r/min (rpm)
	11,000 r/min (rpm)
	11,250 r/min (rpm)
	11,500 r/min (rpm)
	11,750 r/min (rpm)
	12,000 r/min (rpm)

► Setting of REV indicators:  **P.23**