



To set the clock:

- 1 Turn the ignition switch on.
- 2 Press and hold the **MODE** and **RESET** buttons until the hour digits start flashing.



- 3 Press **RESET** button until the desired hour and AM/PM are displayed.
 - ▶ Press and hold to advance the hour fast.




- 4 Press **MODE** button. The minute digits start flashing.



- 5 Press the **RESET** button until the desired minute is displayed.

- ▶ Press and hold to advance the minute fast.



- 6 Press **MODE** button. The clock is set. If the **MODE** button was not pressed during the adjustment, adjustment will be cancelled by the following conditions.
 - ▶ No buttons were pressed for about 30 seconds.
 - ▶ Turn the ignition switch off and then on.