


To set the clock:


- 1 Turn the ignition switch to the ON position.
- 2 Press and hold **MODE** and **RESET** buttons until the hour digits start flashing.




- 3 Press **RESET** button until the desired hour and AM/PM are displayed.
 - ▶ Press and hold **RESET** button to advance the hour fast.



- 4 Press **MODE** button. The minute digits start flashing.



- 5 Press **RESET** button until the desired minute is displayed.
 - ▶ Press and hold **RESET** button to advance the minute fast.



- 6 Press **MODE** button. The clock is set. If **MODE** button was not pressed during the adjustment, adjustment will be cancelled by the following conditions.
 - ▶ No buttons were pressed for about 30 seconds.
 - ▶ Turn the ignition switch to the OFF position and then to the ON position.