











Maintenance Schedule

Items		Frequency *1							Regular Replace	Refer to page		
		× 1,000 mi	0.6	4	8	12	16	20			24	
		× 1,000 km	1.0	6.4	12.8	19.2	25.6	32.0			38.4	
Emission-Related Items	Fuel Line 				I		I		I			-
	Throttle Operation 				I		I		I			83
	Air Cleaner *2						R		R			69
	Crankcase Breather *3			C	C	C	C	C	C			84
	Spark Plug 						R					-
	Valve Clearance 						I					-
	Engine Oil		R		R		R		R		1 Year	67
	Engine Oil Filter		R				R					67
	Engine Idle Speed 				I		I		I			-
	Radiator Coolant *5				I		I		I		3 Years	70
	Cooling System 				I		I		I			-
	Secondary Air Supply System 						I					-
Evaporative Emission Control System *4 						I					-	

Maintenance Level

 : Intermediate. We recommend service by your dealer, unless you have the necessary tools and are mechanically skilled. Procedures are provided in an official Honda Service Manual (P. 124).

 : Technical. In the interest of safety, have your motorcycle serviced by your dealer.

Maintenance Legend

I : Inspect (clean, adjust, lubricate, or replace, if necessary)
C : Clean
L : Lubricate
R : Replace