











Maintenance Schedule

Items		Frequency*1								Regular Replace	Refer to page	
		× 1,000 mi	0.6	4	8	12	16	20	24			
		× 1,000 km	1.0	6.4	12.8	19.2	25.6	32.0	38.4			
Emission-Related Items	Fuel Line				I		I		I		-	
	Throttle Operation				I		I		I		88	
	Air Cleaner*2					R			R		73	
	Crankcase Breather*3			C	C	C	C	C	C		89	
	Spark Plug						R				-	
	Valve Clearance						I				-	
	Engine Oil		R		R		R		R	1 Year	71	
	Engine Oil Filter		R				R				71	
	Engine Idle Speed					I		I		I	-	
	Radiator Coolant*5					I		I		I	3 Years	75
	Cooling System					I		I		I	-	
	Secondary Air Supply System							I			-	
	Evaporative Emission Control System*4							I			-	

Maintenance Level

 : Intermediate. We recommend service by your dealer, unless you have the necessary tools and are mechanically skilled. Procedures are provided in an official Honda Service Manual (➡ P. 127).

 : Technical. In the interest of safety, have your motorcycle serviced by your dealer.

Maintenance Legend

I : Inspect (clean, adjust, lubricate, or replace, if necessary)

R : Replace

L : Lubricate

C : Clean