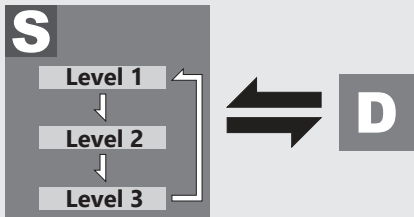




## Shifting Gears *(Continued)*

### S mode level selecting while in AT MODE

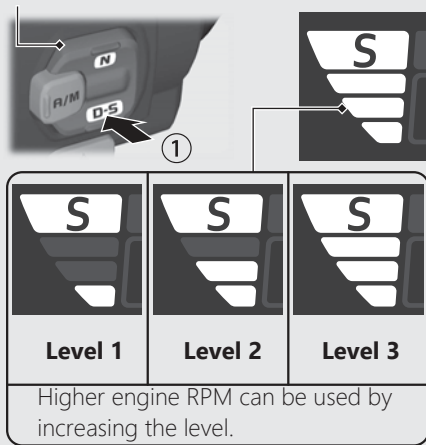
While in S mode, press and hold the **D-S** side of the N-D (a) switch.

- u Close the throttle completely. Then select the desired level of the S mode.



-  Press and hold the **D-S** side of the N-D switch
-  Press the **D-S** side of the N-D switch

### N-D switch



The selected level is maintained even when the ignition switch is turned to the OFF position, or transmission is switched to out of S mode.