













Instruments *(Continued)*

Rear Suspension Preload Mode [PRELOAD]


CRF1100A4/D4

Displays the selected status of the rear suspension preload mode [PRELOAD].



Status icon	Riding condition
  	Rider only (Minimum preload)
  	Rider and luggage
  	Rider and passenger
  	Rider, passenger and luggage (Maximum preload)

Default: Rider only

To select the rear suspension preload mode [PRELOAD]:  P.291