





ABS function on the rear wheel *(Continued)*

To turn on the ABS function on both wheels

- ① Stop the vehicle and close the throttle completely.
- ② Select the gold image display.  P.78
- ③ Select page 4.  P.43

- ④ Press the **ENT** switch.
- ⑤ Select [ABS RR].
- ⑥ Press  on the  sel left/right switch to select [ACTIVE] (on).
 - u The rear ABS OFF indicator flashes several times, and then off, when the ABS function on the rear wheel [ABS RR] is turned on [ACTIVE].

