


## To Make a Call Using the Call History [Call History]


You can make a call using the call history while the vehicle is in motion.


Call history displays the last 30 dialed, received, or missed calls.





- 1 Select [Call History].
- 2 Select the phone number you want to call, and then press the **ENT** switch.

 (blue): Dialed call

 (blue): Received call

 (red): Missed call

- 3 To end the call, push forward the  voice control switch on the left handlebar.
  - u The same action can be done by selecting [End Call] on the screen.
- 4 Return to the riding information, previous screen or Home screen. 

You can also perform the above settings by using the touch screen.