




- 4 To end the call, push forward the  voice control switch on the left handlebar.
- u The same action can be done by selecting [End Call] on the screen.

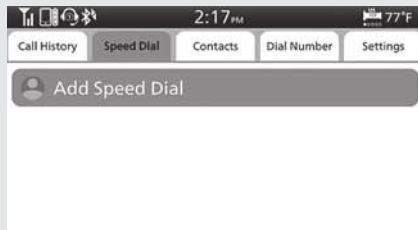
- 5 Return to the riding information, previous screen or Home screen. 

You can also perform the above settings by using the touch screen.

To Store a Phone Number in the Speed Dial List

Speed dial numbers can be stored.

- 1 Select [Speed Dial].
- 2 Select [Add Speed Dial], and then press the  switch.



- 3 The phonebook appears.