





## ABS function on the rear wheel *(Continued)*

### To turn on the ABS function on both wheels

- 1 Stop the vehicle and close the throttle completely.
- 2 Select the gold image display.  **P.77**
- 3 Select page 4.  **P.43**
- 4 Press the **ENT** switch.
- 5 Select [ABS RR].
- 6 Press  on the  sel left/right switch to select [ACTIVE] (on).
  - ▶ The rear ABS OFF indicator flashes several times, and then off, when the ABS function on the rear wheel [ABS RR] is turned on [ACTIVE].

