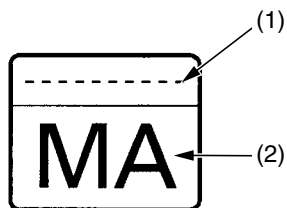


## JASO T 903 standard

The JASO T 903 standard is an index for engine oils for 4-stroke motorcycle engines.

There are two classes: MA and MB.


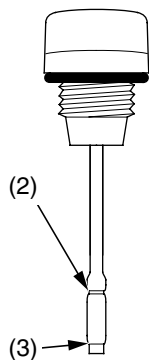
Oil conforming to the standard is labeled on the oil container. For example, the following label shows the MA classification.



(1) oil code

(2) oil classification

## Checking & Adding Oil



(1) engine oil fill cap/dipstick

(2) upper level mark

(3) lower level mark

1. Run the engine at idle for 3 minutes, then shut it off.
2. Wait 3 minutes after shutting off the engine to allow the oil to properly distribute itself in the engine.
3. Support the CRF in an upright position on a level surface.
4. Remove the engine oil fill cap/dipstick (1), wipe it clean, and insert the engine oil fill cap/dipstick without screwing it in. Remove the engine oil fill cap/dipstick.
5. Check that the oil level is between the upper (2) and lower (3) level marks on the engine oil fill cap/dipstick.
  - If the oil is at or near the upper level mark, you do not have to add oil.
  - If the oil is below or near the lower level mark, add the recommended oil until it reaches the upper level mark. (Do not overfill.) Reinstall the engine oil fill cap/dipstick. Repeat steps 1–5.
6. Reinsert the engine oil fill cap/dipstick.
7. Check for oil leaks.


## Changing Engine Oil & Filter

1. Run the engine at idle for 3 minutes, then shut it off.
2. Support the CRF in an upright position on a level surface.
3. Remove the engine oil fill cap/dipstick (1) from the left crankcase cover.
4. Place an oil drain pan under the engine to catch the oil. Then remove the engine oil drain bolt (2) and sealing washer (3).
5. After the oil has drained, apply engine oil to the drain bolt threads and tighten it with a new sealing washer to the specified torque: 16 lbf·ft (22 N·m, 2.2 kgf·m)

Pour the drained oil into a suitable container and dispose of it in an approved manner (page 130).

### NOTICE

*Improper disposal of drained fluids is harmful to the environment.*



(1) engine oil fill cap/dipstick

(2) engine oil drain bolt

(3) sealing washer

(cont'd)