


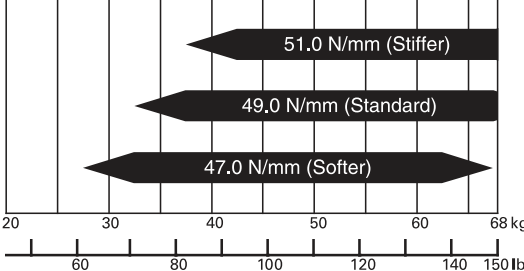


# Optional Parts List




FRAME		Remarks
Shock springs	<b>CRF150R</b>	
	Softer ↑	268.4 lbf/in (47.0 N/mm)  Red mark
	Standard	279.8 lbf/in (49.0 N/mm)  White mark
↓	Stiffer	291.2 lbf/in (51.0 N/mm)  No mark

**Rider Weight**

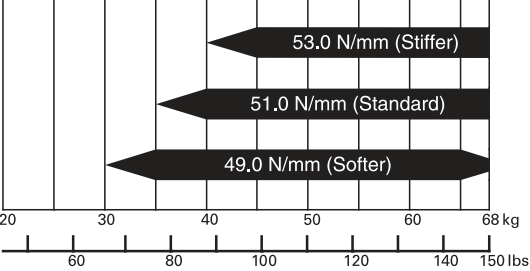


The maximum load capacity is 150 lb (68 kg).  
Rider weight must not exceed this limit.

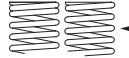





FRAME		Remarks
Shock springs	<b>CRF150RB</b>	
	Softer ↑	279.8 lbf/in (49.0 N/mm)  White mark
	Standard	291.2 lbf/in (51.0 N/mm)  No mark
↓	Stiffer	302.6 lbf/in (53.0 N/mm)  Black mark

**Rider Weight**



The maximum load capacity is 150 lb (68 kg).  
Rider weight must not exceed this limit.

FRAME		Remarks	
Fork springs	<b>CRF150R</b>		
	Softer ↑	17.9 lbf/in (3.14 N/mm)  2 coils at one end; 1 coil at other end	
	Standard	19.0 lbf/in (3.33 N/mm)  1 coil at both ends	
	↓	Stiffer	20.2 lbf/in (3.53 N/mm)  1 scribe mark
	<b>CRF150RB</b>		
	Softer ↑	19.0 lbf/in (3.33 N/mm)  1 coil at both ends	
Standard	20.2 lbf/in (3.53 N/mm)  1 scribe mark		
↓	Stiffer	21.3 lbf/in (3.73 N/mm)  2 scribe marks	