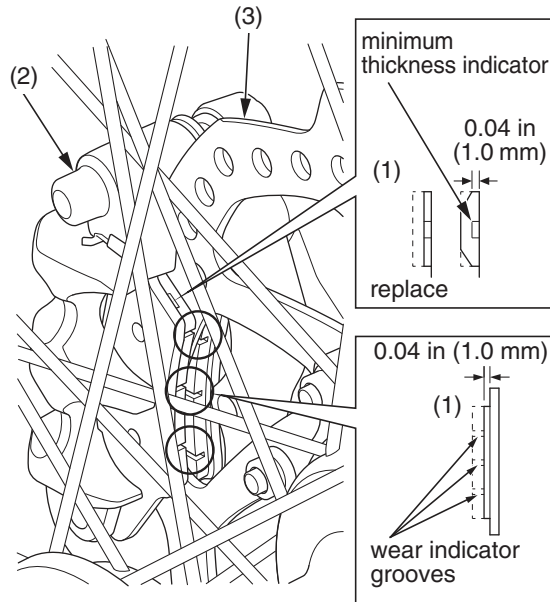


Brake Pad Wear

Brake pad wear depends on the severity of usage and track conditions. (Generally, the pads will wear faster with wet and dirty track conditions.) Inspect the brake pads at each regular maintenance interval (pages 36, 37).

Front Brake Pads

Inspect the brake pads (1) through the front wheel to determine the brake pad wear. If either brake pad is worn anywhere to a thickness of 0.04 in (1.0 mm), both brake pads must be replaced.

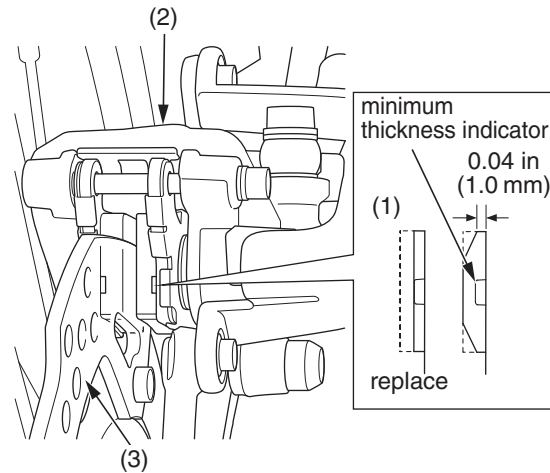


(1) brake pads
(2) front brake caliper

(3) brake disc

Rear Brake Pads

Inspect the brake pads (1) from the rear side of the caliper to determine the brake pad wear. If either brake pad is worn anywhere to a thickness of 0.04 in (1.0 mm), both brake pads must be replaced.



(1) brake pads
(2) rear brake caliper

(3) brake disc

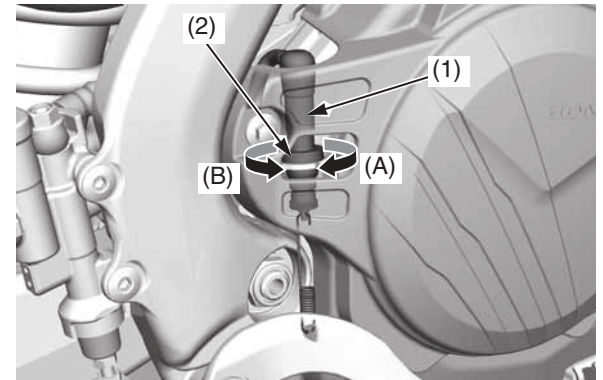
Other Inspections

Check that the front brake lever and rear brake pedal assemblies are positioned properly (page 122) and the securing bolts are tight.

Make sure there are no fluid leaks. Check for deterioration or cracks in the hoses and fittings.

Brake Light Adjustment

Check the operation of the brake light switch (1). Hold the brake light switch and turn the adjusting nut (2) in the direction A if the switch operates too late, or turn the nut in the direction B if the switch operates too soon.



(1) brake light switch
(2) adjusting nut