


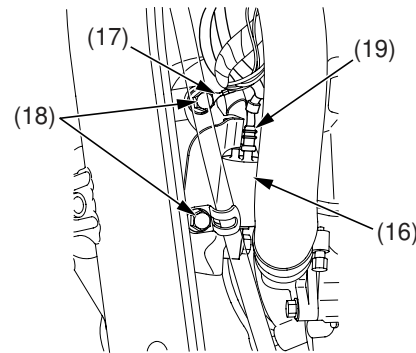
Piston/Piston Rings/Piston Pin

8. Connect the radiator hose (14) to the cylinder head and tighten the radiator hose clamp (15).




(14) radiator hose
(15) radiator hose clamp

9. Install the ignition coil (16), ground wire (17) and clamp/bolts (18), then tighten the bolts. Connect the primary wire connector (19).



(16) ignition coil
(17) ground wire
(18) clamp/bolts
(19) primary wire connector

10. Install and tighten the left radiator lower mounting bolt/washer (20). Install the left radiator grill (21).



(20) left radiator lower mounting bolt/washer
(21) left radiator grill

11. Install the camshaft holder assembly (page 72).
12. Install the crankshaft hole cap (page 75).
13. Install the cylinder head cover (page 75).
14. Install the spark plug and plug cap (page 61).

15. Install the exhaust pipe (page 65).
16. Install the carburetor (page 135).
17. Install the subframe and muffler (pages 40, 64).
18. Install the fuel tank and seat (pages 36, 38).
19. Fill and bleed the cooling system (page 50).
20. Add engine oil (page 44).