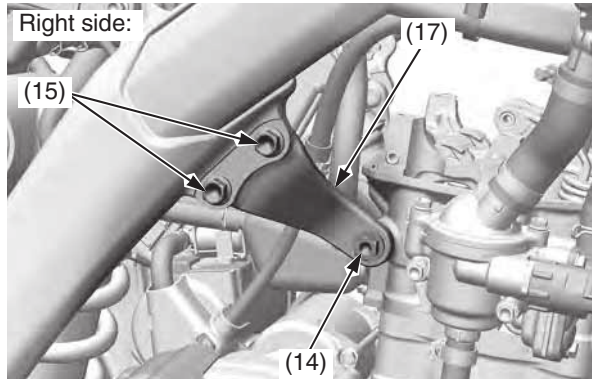
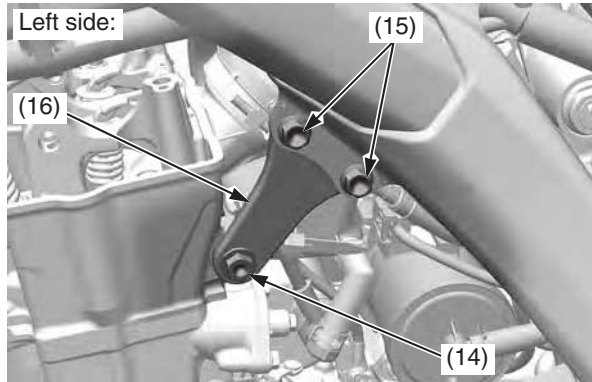
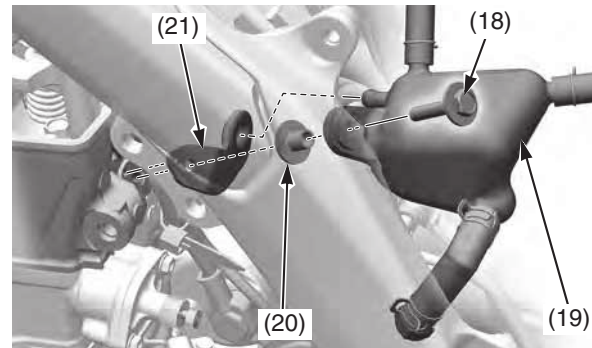


15. Remove the cylinder head hanger bolts (14). Remove the cylinder head hanger plate bolts (15), left cylinder head hanger plate (16) and right cylinder head hanger plate (17).



- (14) cylinder head hanger bolts  
 (15) cylinder head hanger plate bolts  
 (16) left cylinder head hanger plate  
 (17) right cylinder head hanger plate

16. Remove the oil catch tank mounting bolt (18), oil catch tank (19), collar (20) and stay (21).




- (18) bolt  
 (19) oil catch tank  
 (20) collar  
 (21) oil catch tank stay

17. Remove the cylinder bolt (22).  
 18. Remove the cylinder head bolts, washers (23) and cylinder head (24).

Loosen the bolts in a crisscross pattern in two or three steps.

### NOTICE

*Do not let the washers and cam chain fall into the crankcase.*




- (22) cylinder bolt  
 (23) cylinder head bolts and washers  
 (24) cylinder head

19. Remove the dowel pins (25) and cylinder head gasket (26).


### NOTICE

*Do not let the dowel pins and cam chain fall into the crankcase.*



- (25) dowel pins  
 (26) cylinder head gasket

20. Remove the cam chain guide (27) from the cylinder (28).



- (27) cam chain guide  
 (28) cylinder