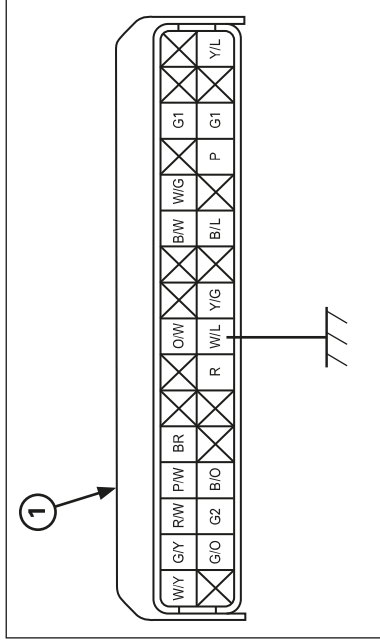


Electrical servicing

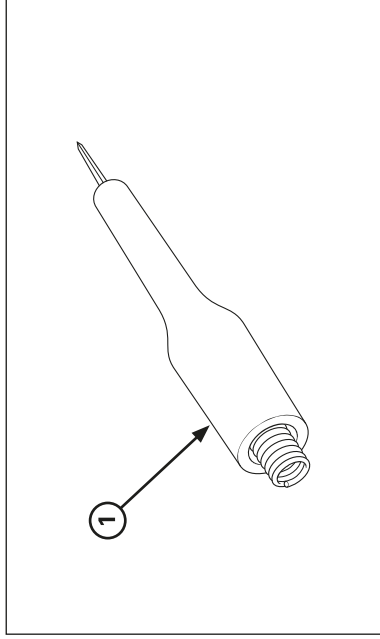


(1) 32P CONNECTOR GENERAL INSTALLATION

Mil circuit troubleshooting

If the MIL does not come on when the engine start, check as follows:

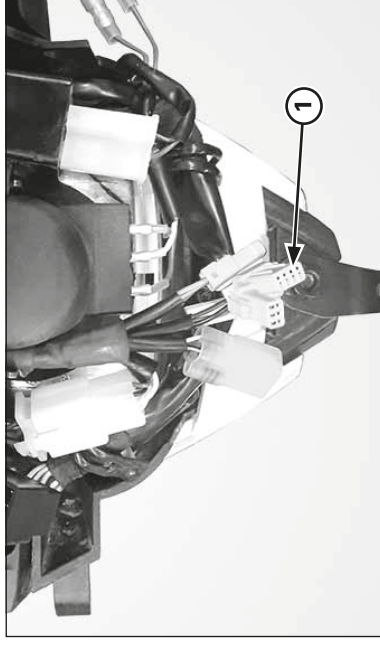
- Stop the engine
- Disconnect the ECM 32P (Black) connector
- Ground the White/blue wire terminal of the wire harness side ECM 32P (Black) connector with a jumper wire



(1) PROBE

Tool:

Test probe 07ZAJ-RDJA110



(1) 4P (WHITE) CONNECTOR

- Start the engine the MIL should come on.
- If the MIL comes on, replace the ECM with a known good one and recheck the MIL indication.
- If the MIL does not come on, check for open circuit between green wire terminal of MIL 4P (White) connector and White/blue wire terminal of the wire harness side ECM 32P (Black) connector.
- If the wire is OK, replace the combination meter.