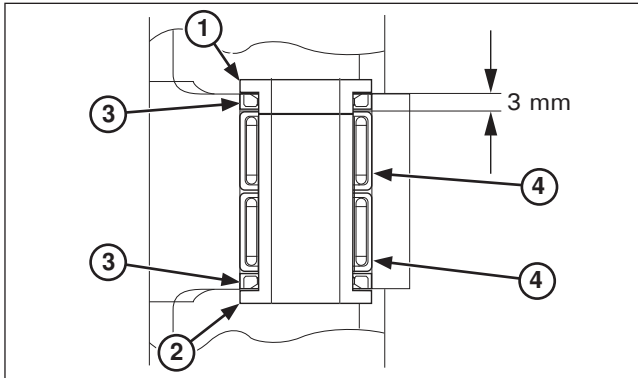


Frame servicing



- (1) PIVOT COLLAR A
- (2) PIVOT COLLAR B
- (3) DUST SEALS
- (4) NEEDLE BEARING

Link Bearing Replacement

Remove the pivot collars and dust seals.
Remove the pivot bearings using the special tool.

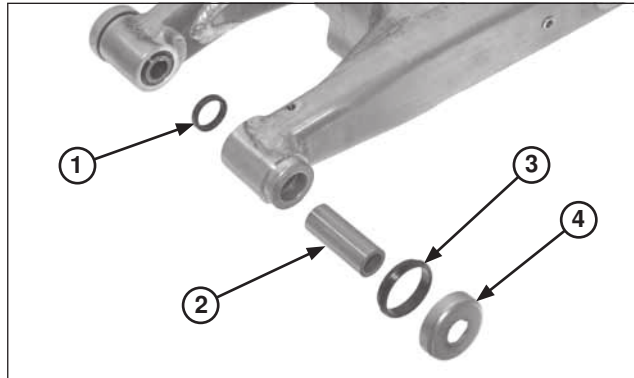
Tool:
Bearing driver **07946-MJ00000**

Press a new pivot bearing in using the special tools .

Tool:
Bearing driver **07946-MJ00000**

Face the bearing with its marked side facing out.
Press the needle bearing so that it is 3.0 mm (0.12 in)
below the swingarm end.

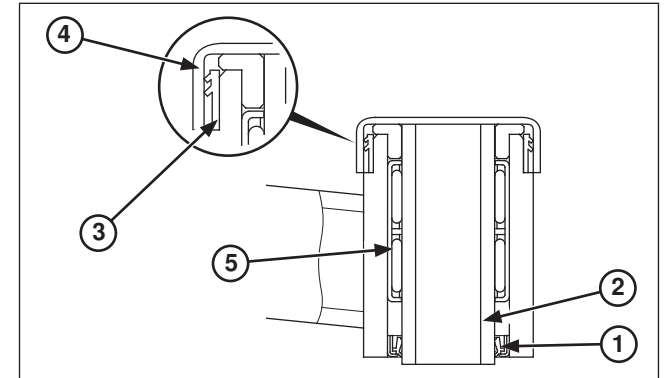
Install the dust seals and pivot collars.



- (1) DUST SEAL
- (2) PIVOT COLLAR
- (3) DUST SEAL
- (4) DUST SEAL CAP

Assembly

Apply grease to the bearings, pivot collars and lips of a
new dust seals.



- (1) DUST SEAL
- (2) PIVOT COLLAR
- (3) DUST SEAL
- (4) DUST SEAL CAP
- (5) NEEDLE BEARING

Install the pivot collars, dust seals and dust seal caps.
Note the direction of the dust seal.