


# Basic Operation Flow

## Pre-ride Inspection P.42

Carefully inspect your motorcycle to make sure that it is safe to ride.



## Acceleration

Apply throttle gradually.  
Obey the speed limit.



## Shift Change P.32



## Starting the Engine P.30






Start and warm the engine.  
Avoid revving the engine.



## Starting the Motorcycle

Before pulling away, indicate your direction with the turn signal switch, and check for oncoming traffic.

How to use basic features.

- Instruments  P.20
- Indicators  P.25
- Switches  P.26
- Steering Lock  P.28
- Retractable Ignition Key  P.29