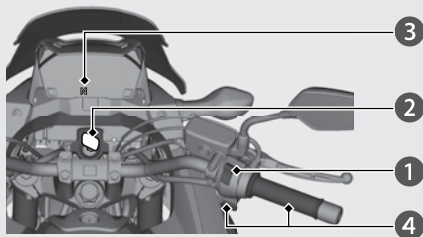



# Starting the Engine

## NC750X/XA

Start your engine using the following procedure, regardless of whether the engine is cold or warm.

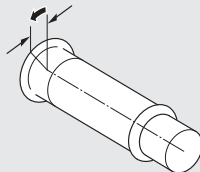


- 1 Make sure the engine stop switch is in the  (Run) position.
- 2 Turn the ignition switch to the ON position.
- 3 Shift the transmission to Neutral (**N** indicator comes on). Alternatively, pull in the clutch lever to start your motorcycle with the transmission in gear so long as the side stand is raised.
- 4 Press the start button with the throttle completely closed.

### If you cannot start the engine:

With the throttle slightly open (about 1/8 in (3 mm), without freeplay), press the start button.

### About 1/8 in (3 mm), without freeplay



### NOTICE

- If the engine does not start within 5 seconds, turn the ignition switch to the OFF position and wait 10 seconds before trying to start the engine again to recover battery voltage.
- Extended fast idling and revving the engine can damage the engine, and the exhaust system.
- Snapping the throttle or fast idling for more than about 5 minutes may cause exhaust pipe discoloration.