








Maintenance Schedule

Items		Frequency	Odometer Reading*1							Regular Replace	Refer to page	
			× 1,000 mi	0.6	4	8	12	16	20			24
			× 1,000 km	1.0	6.4	12.8	19.2	25.6	32.0			38.4
Emission-Related Items	Fuel Line				I	I	I	I	I	I		-
	Throttle Operation				I	I	I	I	I	I		84
	Air Cleaner*2					R			R		R	64, 76
	Crankcase Breather*3				C	C	C	C	C	C		85
	Spark Plug				I	R	I	R	I	R		70
	Valve Clearance				I	I	I	I	I	I		-
	Engine Oil			R	R	R	R	R	R	R		73
	Engine Oil Strainer Screen					C			C		C	73
	Engine Idle Speed			I	I	I	I	I	I	I		-
	Radiator Coolant*4					I			I		I	3 Years
Cooling System					I			I		I		-

Maintenance Level

-  : Intermediate. We recommend service by your dealer, unless you have the necessary tools and are mechanically skilled.
Procedures are provided in an official Honda Service Manual (📖 P. 116).
-  : Technical. In the interest of safety, have your scooter serviced by your dealer.

Maintenance Legend

- I** : Inspect (clean, adjust, lubricate, or replace, if necessary)
- R** : Replace
- C** : Clean