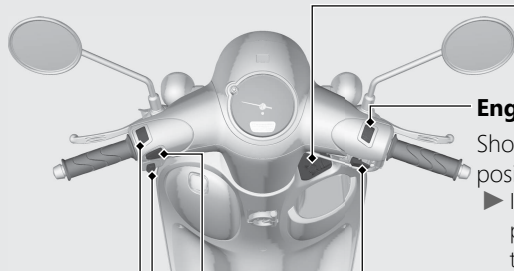




# Switches



## Engine stop switch

Should normally remain in the  (Run) position.

- ▶ In an emergency, switch to the  (Stop) position (the starter motor will not operate) to stop the engine.



## Start button

## Horn button

## Turn signal switch

- ▶ Pressing the switch turns the turn signal off.

## Headlight dimmer switch

-  : High beam
-  : Low beam