



Indicators & Displays


N Neutral Indicator
This indicator comes on and stays on when the transmission is in neutral.


R Reverse Indicator
This indicator comes on and stays on when the transmission is in reverse.

(P) Parking Brake Indicator
This indicator comes on and stays on when the parking brake is on.

 **Differential Lock Indicator**
This indicator will be on when the 4WD diff lock mode engages, along with the 4WD indicator (page 32).

 **High Coolant/Oil Temperature Indicator**
This indicator comes on and stays on when either the coolant temperature or the engine oil temperature is high enough to adversely affect the service life of the engine. If this indicator comes on while you are driving, stop as soon as possible, turn the engine off, and let it cool.

 **PGM-FI Malfunction Indicator Lamp (MIL)**
This indicator comes on and stays on when there is a problem with your vehicle's engine system. If this happens, reduce speed and take your vehicle to a dealer as soon as possible.

 **Seat Belt Indicator**
This indicator starts blinking if the driver's seat belt is not latched and remains blinking until the driver's seat belt is latched.

If the driver's seat belt is not latched properly, the maximum vehicle speed will be limited by the seat belt speed limiting system (page 55).