








Quick Reference

These symbols are used in Controls & Features section:

| SYMBOL | COMPONENT | SEE PAGE |
|---|------------------------------|-----------------|
|  | choke knob | 16 |
| I | ON — ignition switch | 17 |
| ○ | OFF — ignition switch | 17 |
|  | START button | 18 |
|  | OFF — engine stop switch | 18 |
|  | RUN — engine stop switch | 18 |
|  | ON — headlight switch | 19 |
| • | OFF — headlight switch | 19 |
|  | HI — headlight dimmer switch | 19 |
|  | LO — headlight dimmer switch | 19 |