


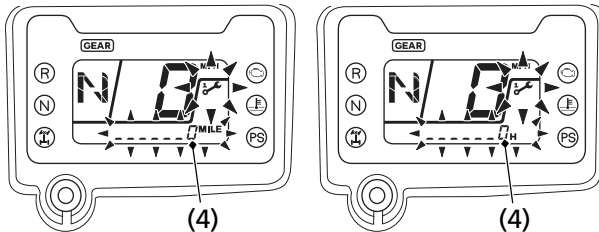


# Indicators & Displays

Maintenance Minder Indicators:

	<b>Initial Maintenance</b> Appears at 100 miles (150 km) or 20 operating hours, whichever comes first.
	<b>Regular Maintenance Interval 1</b> Appears 600 miles (1,000 km) or 100 operating hours after the Initial Maintenance or Regular Maintenance Interval 2 is performed and maintenance minder is reset, whichever comes first in the maintenance schedule.
	<b>Regular Maintenance Interval 2</b> Appears 600 miles (1,000 km) or 100 operating hours after Regular Maintenance Interval 1 is performed and maintenance minder is reset, whichever comes first in the maintenance schedule.

When the maintenance tripmeter or maintenance hour meter amounts to 0, the display of the maintenance minder indicator changes. When selected the maintenance tripmeter or maintenance hour meter, the maintenance minder indicator and lower part of the multi-function display (4) start blinking. When selected other mode, the maintenance minder indicator appears in the display.



(4) lower part of the multi-function display