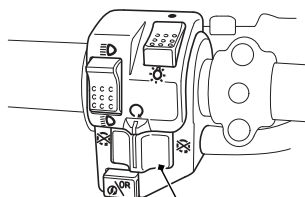


Controls & Features

Engine Stop Switch







LEFT HANDLEBAR



(1)

(1) engine stop switch  OFF
 RUN

The engine stop switch (1) is used to stop the engine in an emergency. To operate, slide the switch to the OFF () position. The switch must be in the RUN () position to start the engine, and it should normally remain in the RUN () position even when the engine is OFF.

If your ATV is stopped with the ignition switch ON (I) and the engine stop switch OFF () , the battery will discharge. Turn the ignition switch to OFF (O) to prevent battery discharge.