









# Quick Reference

---

These symbols are used in Controls & Features section:

<b>SYMBOL</b>	<b>COMPONENT</b>	<b>SEE PAGE</b>
I	ON — ignition switch	28
○	OFF — ignition switch	28
4WD 2WD	2WD/4WD select switch	31
	4WD indicator — lights when the 4WD mode	31
	START button	32
○	RUN — engine stop switch	32
	OFF — engine stop switch	32
	ON — headlight switch	33
•	OFF — headlight switch	33
	HI — headlight dimmer switch	33
	LO — headlight dimmer switch	33
	upshift switch — gearshift switch	36
	downshift switch — gearshift switch	36
PKB ↑	lock lever — parking brake	38