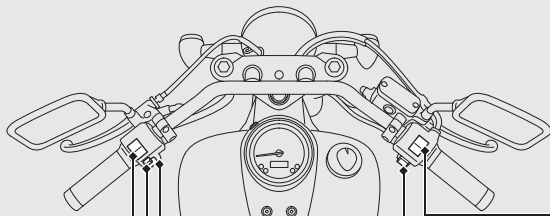


# Switches





**Horn button**

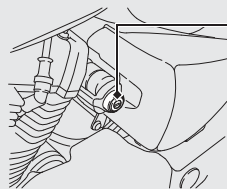


**Turn signal switch**


▶ Pressing the switch turns the turn signal off.


**Headlight dimmer switch**

- : High beam
- : Low beam



**Engine stop switch**

Should normally remain in the  (Run) position.

▶ In an emergency, switch to the  (Off) position (the starter motor will not operate) to stop the engine.



**Start button**

Headlight turns off when operating the starter motor.