


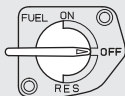
# Fuel Valve

The three-way fuel valve is used to control the flow of fuel from the fuel tank to the carburetor.


**ON**



**OFF**



**RES**



**ON:** normal position for riding.

**OFF:** for parking, storing, or transportation.

**RES:** for extra fuel to get to a gas station for refuelling.