











## Maintenance Schedule

Items		Frequency	Odometer Reading*1							Refer to page	
			x 1,000 mi	0.6	4	8	12	16	20		24
			x 1,000 km	1.0	6.4	12.8	19.2	25.6	32.0		38.4
Emission-Related Items	Fuel Line					I		I		I	-
	Fuel Strainer Screen				C	C	C	C	C	C	-
	Throttle Operation					I		I		I	77
	Carburetor Choke					I		I		I	-
	Air Cleaner*2						R			R	48, 63
	Spark Plug				I	R	I	R	I	R	54
	Valve Clearance			I	I	I	I	I	I	I	-
	Engine Oil			Initial = 600 mi (1,000 km) or 1 month: R Regular = Every 2,000 mi (3,200 km) or 6 months: R							59
	Engine Oil Filter			R		R		R		R	59
	Engine Idle Speed			I	I	I	I	I	I	I	-
	Secondary Air Supply System					I		I		I	-
	Evaporative Emission Control System*3						I			I	-

### Maintenance Level

-  : Intermediate. We recommend service by your dealer, unless you have the necessary tools and are mechanically skilled. Procedures are provided in an official Honda Service Manual (➔ P. 110).
-  : Technical. In the interest of safety, have your motorcycle serviced by your dealer.

### Maintenance Legend

- I** : Inspect (clean, adjust, lubricate, or replace, if necessary)
- C** : Clean
- L** : Lubricate
- R** : Replace