



# Switches

## Headlight dimmer switch

-  : High beam
-  : Low beam

## Ignition switch



Switches the electrical system on/off, locks the steering.  
▶ Key can be removed when in the OFF or LOCK position.

- OFF**  
Turns engine off.
- LOCK**  
Locks steering.



**ON**  
Turns electrical system on for starting/riding.

## Engine stop switch

Should normally remain in the  (Run) position.  
▶ In an emergency, switch to the  (Stop) position to stop the engine.

## Turn signal switch

▶ Pressing the switch turns the turn signal off.

## Start button

Headlight turns off when operating the starter motor.

## Horn button