

LUBRICATION SYSTEM


Apply a locking agent to the oil pump driven sprocket bolt threads.
Install and tighten the driven sprocket bolt/washer to the specified torque.

TORQUE: 15 N·m (1.5 kgf·m , 11 lbf·ft)

Install the following:

- Oil strainer/oil pipe and oil pan (page 4-5)
- Clutch assembly (page 9-9)

After installation, fill the crankcase with recommended oil and check that there is no oil leaks.
Check the oil pressure (page 4-3).




OIL COOLER


REMOVAL

Drain the engine oil (page 3-16).
Remove the radiator grill (page 2-4).

Remove the oil cooler hose joint mounting bolts and cooler hoses.



Remove the oil cooler mounting bolts and oil cooler.



Remove the oil pipe guide mounting bolt.

