



## No. 1/2 starter valve:

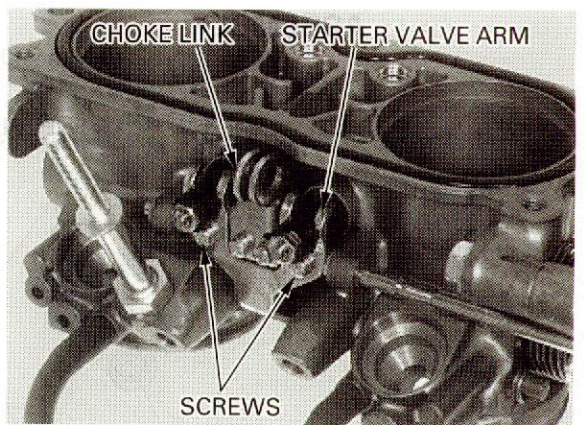
Unhook the choke cable from the cable bracket, then remove the cable end from the link.



Remove the screws and throttle stop screw/choke cable bracket.



Remove the starter valve arm screws and starter valve arm.  
Remove the screws and choke link.



Loosen the lock nuts and remove the starter valve assembly.

