



Install the three collars, return spring and starter valve shaft.




Install the starter valve assembly into the valve hole.



Tighten the starter valve lock nut to the specified torque.

**TORQUE:** 2 N·m (0.18 kgf·m , 1.3 lbf·ft)



**No. 3/4 starter valve:**

Hook the return spring end with the No. 3/4 starter valve arm.

Install and tighten the starter valve arm mounting screws to the specified torque.

**TORQUE:** 1 N·m (0.09 kgf·m , 0.7 lbf·ft)

