



Install the fan motor onto the fan motor shroud and tighten the nuts.




Install the cooling fan onto the fan motor shaft by aligning the flat surfaces.



Apply a locking agent to the cooling fan nut threads. Install and tighten the nut to the specified torque.

**TORQUE:** 5 N·m (0.5 kgf·m , 3.6 lbf·ft)



Install the cooling fan motor shroud assembly onto the radiator. Route the fan motor switch cord and ground eyelet properly. Install and tighten the bolts.

