



Tighten front/right and front/left engine hanger bolts to the specified torque.

TORQUE: 40 N·m (4.1 kgf·m , 30 lbf·ft)




Route the side stand switch wire properly (page 1-24).
Install the side stand bracket and tighten the socket bolts to the specified torque.

TORQUE: 54 N·m (5.5 kgf·m , 40 lbf·ft)



Install the gearshift pedal aligning its slit with the punch mark on the gearshift spindle.
Tighten the bolt securely.



Install the drive sprocket with its "530" mark facing outward.
Install the washer and bolt.
Shift the transmission into 5th gear and apply rear brake.
Tighten the drive sprocket bolt to the specified torque.

TORQUE: 54 N·m (5.5 kgf·m , 40 lbf·ft)

