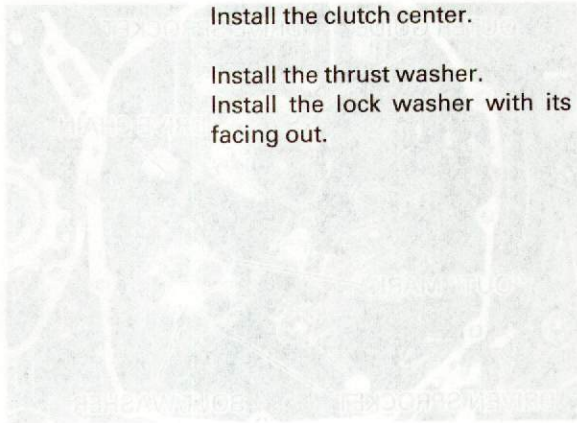


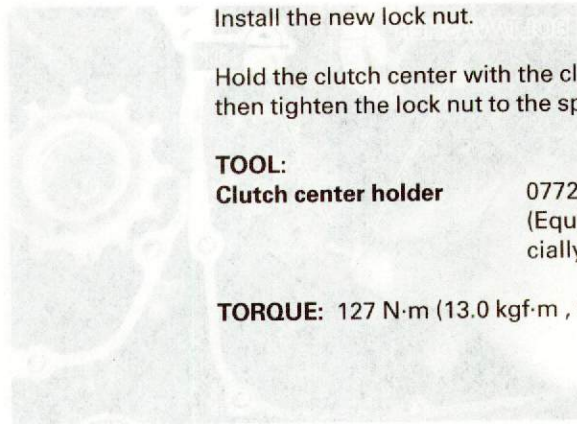

# CLUTCH/GEARSHIFT LINKAGE



Install the clutch center.

Install the thrust washer.

Install the lock washer with its "OUTSIDE" mark facing out.



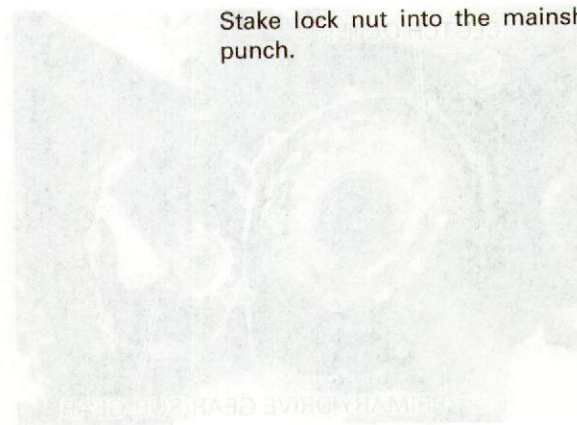
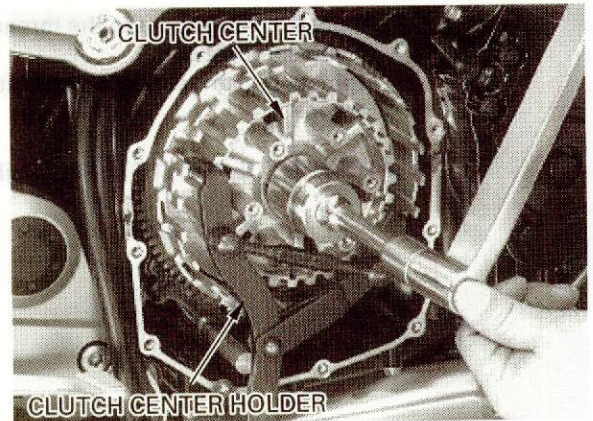
Install the new lock nut.

Hold the clutch center with the clutch center holder, then tighten the lock nut to the specified torque.

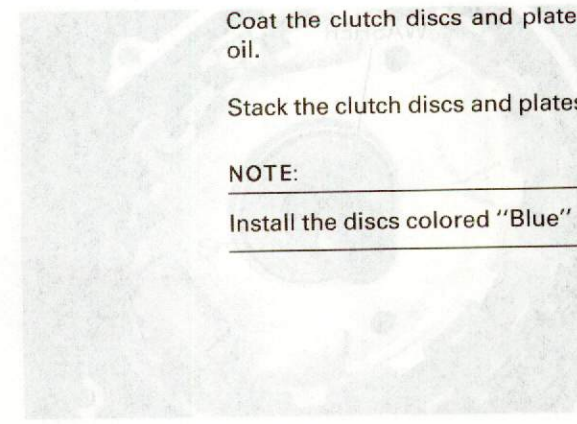

**TOOL:**

**Clutch center holder** 07724-0050002  
(Equivalent commercially available)

**TORQUE:** 127 N·m (13.0 kgf·m , 94 lbf·ft)



Stake lock nut into the mainshaft groove with a punch.



Coat the clutch discs and plates with clean engine oil.

Stack the clutch discs and plates alternately.

**NOTE:**

Install the discs colored "Blue" on both ends.

