


FRONT WHEEL/SUSPENSION/STEERING


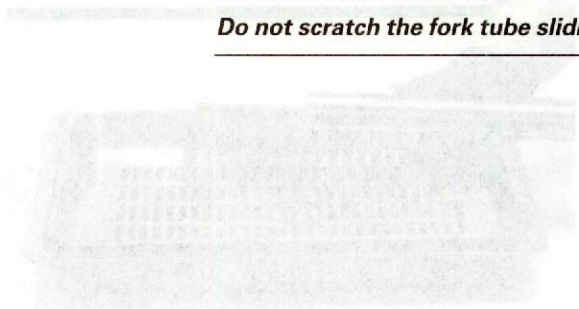
Remove the dust seal.



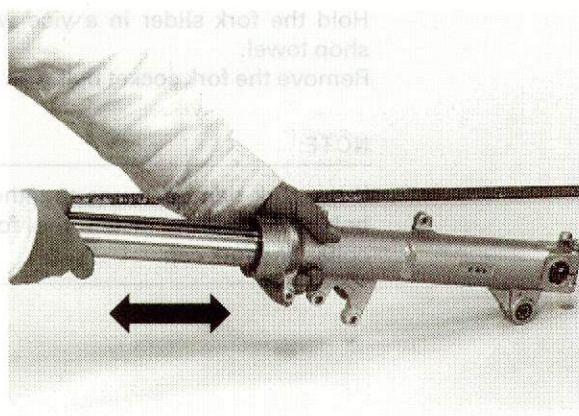
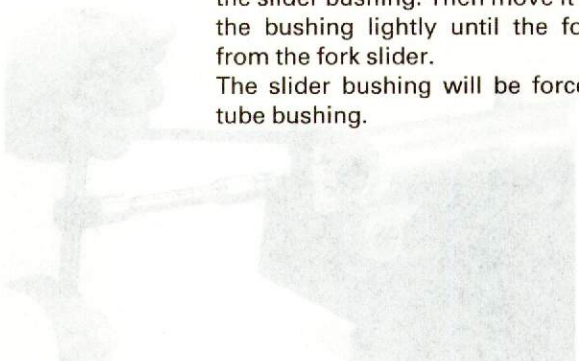
Remove the oil seal stopper ring.

CAUTION:

Do not scratch the fork tube sliding surface.



Pull the fork tube out until you feel resistance from the slider bushing. Then move it in and out, tapping the bushing lightly until the fork tube separates from the fork slider. The slider bushing will be forced out by the fork tube bushing.



Remove the oil seal, back-up ring and slider bushing from the fork tube.

NOTE:

Do not remove the fork tube bushing unless it is necessary to replace it with a new one.

