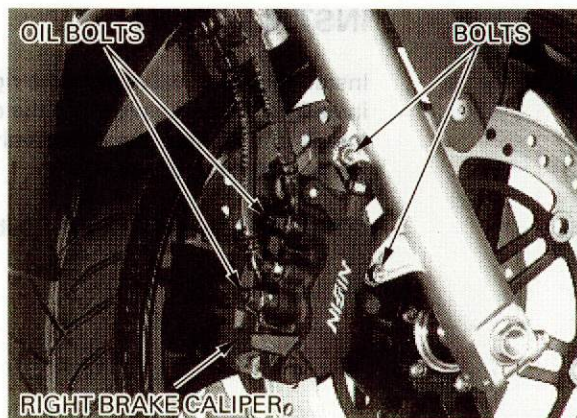


HYDRAULIC BRAKE


RIGHT CALIPER REMOVAL

Remove the oil bolts, sealing washers and brake hose eyelet joints.
Remove the caliper bracket mounting bolts and then remove the caliper/bracket assembly.




DISASSEMBLY

Remove the brake pads (page 15-12).
Remove the caliper bracket from the caliper body.



Remove the brake pad spring from the caliper body.
Remove the brake pad retainer from the caliper bracket.



Remove the bolts and caliper body B.

