



BRAKE PEDAL

REMOVAL


Remove the swingarm pivot cap.



Remove the swingarm pivot nut.



Remove the right footpeg/muffler bracket mounting socket bolts. Pull the swingarm pivot bolt and right footpeg holder so that the brake pedal pivot snap ring can be removed.



Remove and discard the brake pedal joint cotter pin. Remove the joint pin.

Unhook the switch spring and remove the brake light switch from the footpeg holder. Unhook the brake pedal return spring. Remove the snap ring, washer and brake pedal from the footpeg holder.

