

Fig. 14-1 ① Front brake lever
② Front brake lever cam
③ Master cylinder
④ Primary cup
⑤ Fluid passage

⑥ Front brake hose B
⑦ Three way joint
⑧ Stoplight switch
⑨ Front brake hose
⑩ Piston

⑪ Pad A
⑫ Caliper A
⑬ Caliper B
⑭ Pad B

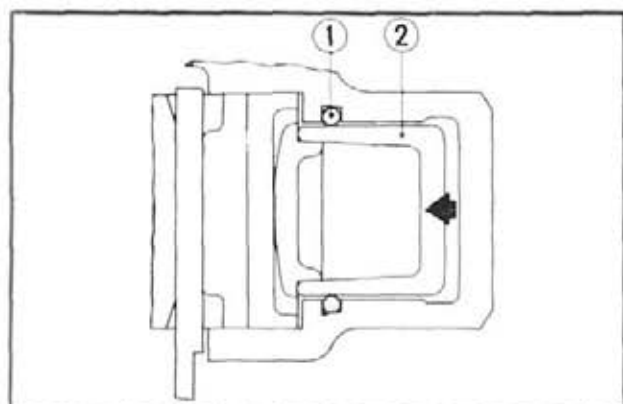


Fig. 14-2 ① Piston sea
② Piston




Fig. 14-3 ① Joint ③ Oil hose
② Oil bolt

b. Disassembly

1. Remove the front wheel by referring to page 132.
2. Disconnect the front brake hose at the joint by removing the oil bolt. (Fig. 14-3)
3. Unscrew the three caliper mounting bolts from the fork bottom case, and remove the caliper assembly.

To remove caliper B, unscrew the two hollow head set bolts and this will also permit caliper A to remove. (Fig. 14-4)

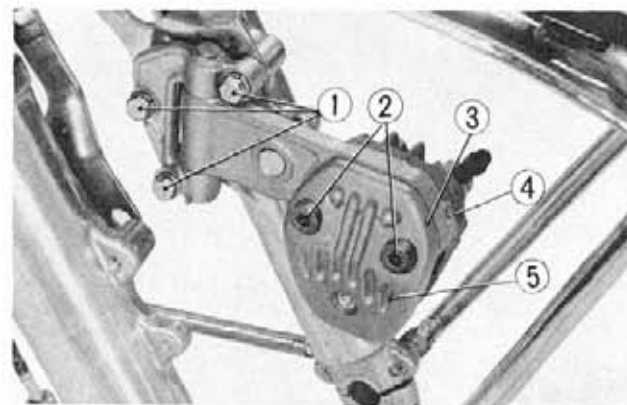


Fig. 14-4 ① Caliper mounting bolts
② Hollow head set bolts
③ Caliper ⑤ Caliper B
④ Caliper A