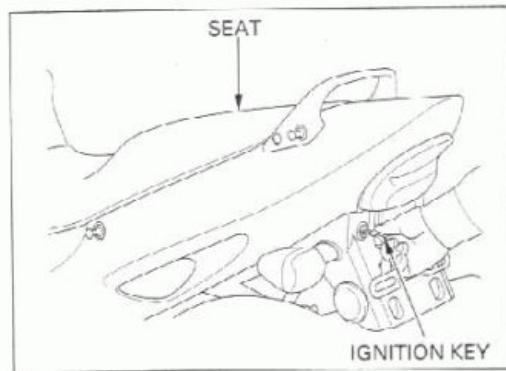


## SEAT

### REMOVAL

Unlock the seat using the ignition key.


Remove the seat rearward.



### INSTALLATION

Align the seat hooks with the frame brackets and install the seat.

Push the rear end of the seat and lock it.




## SEAT COWL

### REMOVAL

Remove the seat (see above).

Remove the rear grip mounting bolt caps.



Remove the two socket bolts.  
Remove the setting bolts, collars and rear grip.

